

VENTRILO VOX USER GUIDE

Meet Derwood! He's a real Dum-Dum!

Derwood makes no sound of his own.
He sings back only what he hears.
He sings one thing at a time.
He sings it very well & then he moves on.

*Record, playback & transform sounds.
Ventrilo Vox has a 4 octave range.*

Audio Sampler with Polyphonic Kinetic playback.

*Tilt & Shake! Tap to trigger playback.
Multi-touch screen. Polyphonic.*

Throw your voice!

Quickstart

1. Tap Record to capture a short sound.
2. Drag highlighted region to choose a portion of the recording.
3. Tap Play to hear the “active region”.
4. Open FX to tweak reverb, filter, and resonance.
5. Tap Save to store a favourite; recall it later from the list.
6. Tilt & Shake Derwood to make him sing — or tap on his head!

Features:

- Motion-sensitive, pitch shift, velocity & pan.
- Polyphonic, multitouch
- Adjustable reverb, filter cutoff, & resonance
- Bluetooth audio output
- Save presets. Share files.

Works best with built-in speakers or wired output.

⚠ Bluetooth audio is not recommended due to latency.

N.B. Ventrilo Vox is a novelty noisemaker. However, with an incredible amount of practice it could be used to play actual tunes & sound chords!

Main Screen



Audio Wave Display

Visual graph of the sound as it is being recorded.

After recording, touch & drag to select “active region” of a recording.
i.e. trim the edges, crop the sound, select & save various regions.



Record - start recording a new sample



Play - playback the “active region” at normal speed.



Fx - open the Fx module to adjust
Reverb, Cutoff, Resonance & Room Type

**N.B. UI Dials act like sliders. Dials do not turn! Touch the dial center, drag up to increase the value, drag down to decrease value.*



Save a selection - Open ‘Save’ dialog.
Name the saved sample.



Recall from list of **Saved Samples**. Files are recalled by tapping on the name. Longpress on the name to ‘Rename’ or ‘Delete’ the sample. ‘Bookmark’ opens Quickstart menu & Help links.



Tap on Derwood’s head to open the **‘Performance Pad’** - the multitouch surface is polyphonic & has a 4 octave range.

Performance Touch Pad



Panning maps Left to Right.

Throw your voice from side to side!

Pitch has 4 octave range (see right)

Non-tracking Google Ad

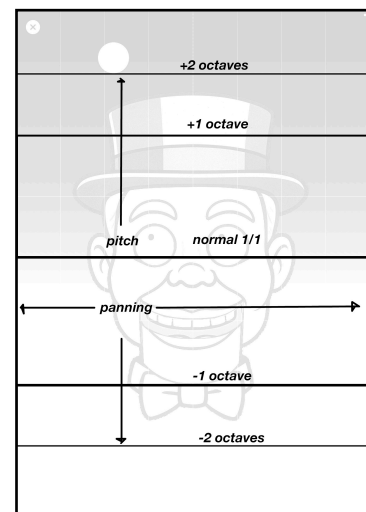
About Ads & Privacy

Ventrilo Vox is free to use. App development is supported by advertisements.

We do not track you, collect personal information, or store any user data.

A one-time **Remove Ads** in-app purchase permanently disables all ads.

Your use of the app remains entirely private — your creative work stays on your device.



Saved Samples

Your saved samples appear in this window. Tap ‘Open in Files’ to view the folder where these samples are stored.

From there, you can duplicate, tag, get info & share. Samples saved in this app will also be available for use in other Bond Institute music apps.

⚠ Caution: All saved sample files are deleted when the app is uninstalled.



FX Box – Reverb, Filter & Presets

Reverb

Add echo & reflection to the sound. Adjust to increase or decrease intensity & duration.

Filter Cutoff

Controls brightness. Higher values = crisp & clear. Lower values = darker & muffled.

Resonance

Boosts the frequencies around the cutoff point.

Use lightly for warmth, or increase it for a sharper, more pronounced tone.

Room Type

Place your sound in different acoustic spaces: small, medium, large, room, hall, cathedral, etc.

Reminder: UI Dials act like sliders. Dials do not turn!

Touch the dial center, drag up to increase the value, drag down to decrease value



Saving & Managing FX Presets


Save Preset

Tap the yellow star to save the current FX settings.

A new preset is automatically named (FX 1, FX 2, etc.).

Rename or Delete

Press and hold (long-press) any preset in the list:

-  Rename
-  Delete



Fun Things To Try

Record anything!


Voices, instruments, sound effects — build a personal library of unique samples.

Collect favorite phrases.

Capture sayings in advance and recall them instantly using the Saved Samples menu.

Hold a conversation with Derwood, perform a short skit, or create your own “ventriloquist act.”

Experiment with FX presets.

Save your favourite FX settings with the  button, then rename or delete them with a long-press. Try combinations that create long echoes, tight room slap, dull thuds, bright metallic shimmer, boomy chambers, or soft ambient wash.

Use external speakers creatively.

Using Wi-Fi introduces latency, but external speakers are a fun way to “throw your voice”.

Connect to Wi-Fi or Bluetooth speakers, pan your sounds left to right, trigger your sounds from a distance.

Record a long performance.

Load a sample, tap Record, then open the Performance Pad.

You can capture an entire real-time performance. Make sure to **Save & Share!**

There's no time limit — only device storage sets the boundary.

(p.s. to stop a long playback, interrupt Derwood by opening the Saved Samples menu & pick a new sample.)

Troubleshooting

No Sound?

If the app stops producing audio:

1. Quit the app completely
(Swipe up from the app switcher)
2. Reopen Ventrilo Vox
3. Ensure Silent Mode is OFF
4. If using Bluetooth speakers/headphones:
 - Turn Bluetooth off, relaunch the app, then try again.

Why this can happen:

iOS sometimes gets “stuck” when switching audio between apps or Bluetooth devices. Restarting resets the audio session.

Sound Stops After Switching Apps

Sometimes when returning from a game, social media, or another audio-heavy app, the sound may not resume immediately.

Fix:

- Minimize the app and reopen it
- Or briefly switch to another system app (e.g., Music), then back

This refreshes iOS’s audio routing.

Lag, Delay, or Pad Response Feels Slow

While the app is optimized for near-zero latency, your device conditions matter.

Try:

- Turn Low Power Mode OFF
- Close heavy background apps
- Restart the device
- Make sure Bluetooth audio isn’t active (wireless introduces latency)

When in Doubt

A restart of the app or the device solves almost all rare iOS audio/touch inconsistencies.

Licenses

Apple Licenses

<https://developer.apple.com/terms/>

Questions? Feedback?

Your feedback is important to us. Reach out via the online support form (We’ll do our best to respond as soon as possible.) Got a great idea or feature request? We want to hear it!

Sign up to share feedback, get early access to new apps, & receive exclusive offers.

<https://bondinstitute.io/>

© (2025) Bond Institute Music Corporation. All rights reserved.